

# ABET USA INC. FIRE TEST REPORT

**SCOPE OF WORK**

ASTM E84 TESTING ON 1.0MM THICK F1 HPL

**REPORT NUMBER**

105817233SAT-001

**TEST DATE**

May 28, 2024

**ISSUE DATE**

May 29, 2024

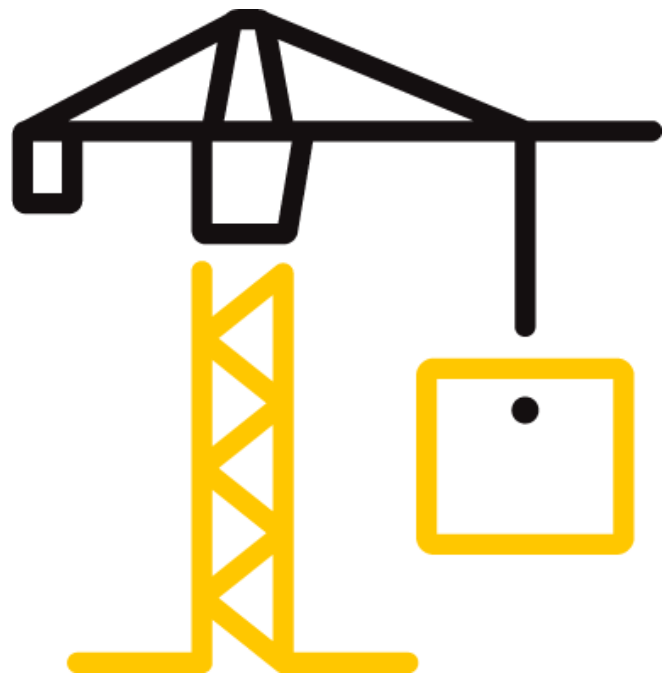
**PAGES**

11

**DOCUMENT CONTROL NUMBER**

RT-R-AMER-Test-2780 (9/19/18)

© 2017 INTERTEK



## TEST REPORT FOR ABET USA INC.

Report No.: 105817233SAT-001

Date: May 29, 2024

### REPORT ISSUED TO

ABET USA Inc.  
37031 E. Wisconsin Ave.  
Oconomowoc, WI 53066  
USA



### SECTION 1 SCOPE

Intertek Building & Construction (B&C) was contracted by ABET USA Inc., 37031 E. Wisconsin Ave., Oconomowoc, WI 53066, USA, to evaluate the flame spread and smoke developed properties of "1.0MM THICK F1 HPL". Testing was conducted at the Intertek B&C test facility in Elmendorf, Texas. Results obtained are tested values and were secured by using the designated test method(s). A summary of test results and the complete graphical test data is reported herein.

Unless differently required, Intertek reports apply the "Simple Acceptance" rule also called "Shared Risk approach," of ILAC-G8:09/2019, Guidelines on Decision Rules and Statements of Conformity.

This report does not constitute performance certification of this product nor an opinion or endorsement by this laboratory. Intertek B&C will service this report for the entire test record retention period. The test record retention period ends four years after the test date. Test records, such as detailed drawings, datasheets, representative samples of test specimens, or other pertinent project documentation, will be retained for the entire test record retention period.

For INTERTEK B&C:

<b>COMPLETED BY:</b>	Bryan Lopez	<b>REVIEWED BY:</b>	Servando Romo
<b>TITLE:</b>	Technician II	<b>TITLE:</b>	Project Engineer
<b>SIGNATURE:</b>		<b>SIGNATURE:</b>	
<b>DATE:</b>	May 29, 2024	<b>DATE:</b>	May 30, 2024

This report is for the exclusive use of Intertek's Client and is provided pursuant to the agreement between Intertek and its Client. Intertek's responsibility and liability are limited to the terms and conditions of the agreement. Intertek assumes no liability to any party, other than to the Client in accordance with the agreement, for any loss, expense or damage occasioned by the use of this report. Only the Client is authorized to permit copying or distribution of this report and then only in its entirety. Any use of the Intertek name or one of its marks for the sale or advertisement of the tested material, product or service must first be approved in writing by Intertek. The observations and test results in this report are relevant only to the sample(s) tested. This report by itself does not imply that the material, product, or service is or has ever been under an Intertek certification program.

## TEST REPORT FOR ABET USA INC.

Report No.: 105817233SAT-001

Date: May 29, 2024

### SECTION 2

#### SUMMARY OF TEST RESULTS

Specimen I.D.: 1.0MM THICK F1 HPL

#### ASTM E84 Test Results

FLAME SPREAD INDEX	SMOKE DEVELOPED INDEX
0	15

\*See Section 8 for additional information and commentary

### SECTION 3

#### TEST METHOD

The specimen was evaluated in accordance with the following:

ASTM E84-23, *Standard Test Method for Surface Burning Characteristics of Building Materials*

There were no deviations from the requirements prescribed in ASTM E84-23.

### SECTION 4

#### MATERIAL SOURCE/INSTALLATION

The test specimen was submitted to Intertek directly from the client. Samples were not independently selected for testing. Intertek has not verified the composition, manufacturing techniques or quality assurance procedures. The specimen, identified as "1.0MM THICK F1 HPL", was received in good order at the Evaluation Center on May 16, 2024 and given identification number SAT2405161121-001.

### SECTION 5

#### LIST OF OBSERVERS

NAME	COMPANY
Luis Canales	Intertek B&C

## TEST REPORT FOR ABET USA INC.

Report No.: 105817233SAT-001

Date: May 29, 2024

### SECTION 6

#### TEST PROCEDURE

This report describes the results of testing conducted in accordance with ASTM E84-23, Standard Test Method for Surface Burning Characteristics of Building Materials. The test method is for comparative surface burning behavior of building materials by determining a flame spread index (FSI) and a smoke developed index (SDI). This test is generally applicable to exposed surfaces, such as finish materials for ceilings or walls, provided that the material or assembly of materials, by its own structural quality or the manner in which it is tested and intended for use, is capable of supporting itself in position or being supported during the test period.

*“The use of supporting materials on the underside of the test specimen has the ability to lower the flame spread index from those which might be obtained if the specimen could be tested without such support. These test results do not necessarily relate to indices obtained by testing materials without such support. Testing of materials that melt, drip, or delaminate to such a degree that the continuity of the flame front is destroyed, results in low flame spread indices that do not relate directly to indices obtained by testing materials that remain in place.” – ASTM E84-23 Sections 1.4 – 1.5*

The purpose of the method is to determine the relative burning behaviour of the material by observing the flame spread along the specimen. Flame spread and smoke developed index are reported. However, there is not necessarily a relationship between these two measurements.

It is the expressed intent of the test method to provide only comparative measurements of surface flame spread and smoke density of the tested material against measurements for select grade red oak flooring and fiber-cement board when tested under specific fire exposure conditions. The test method exposes a nominal 24-ft (7.32-m) long by 20-in. (508-mm) wide test specimen to a controlled air flow and flaming fire exposure adjusted to produce a specific flame spread distance vs. time calibration using select grade red oak flooring.

The test method does not provide information regarding heat transmission through the tested surface, the effect of aggravated flame spread behaviour resulting from the proximity of combustible walls and ceilings, or the classification or definition of materials as non-combustible using flame spread index alone.

***This standard should be used to measure and describe the properties of materials, products, or assemblies in response to heat and flame under controlled laboratory conditions and should not be used to describe or appraise the fire hazard or fire risk of materials, products, or assemblies under actual fire conditions. However, results of this test may be used as elements of a fire risk assessment which takes into account all of the factors which are pertinent to an assessment of the fire hazard of a particular end use.***

**TEST REPORT FOR ABET USA INC.**

Report No.: 105817233SAT-001

Date: May 29, 2024

**SECTION 7**

**TEST SPECIMEN DESCRIPTION**

<b>SPECIMEN I.D.*</b>	1.0MM THICK F1 HPL
<b>SPECIMEN DESCRIPTION*</b>	1MM THIN HPL SHEET F1
<b>CONDITIONING TIME</b>	12 days
<b>SPECIMEN LENGTH</b>	24 ft. (3, 8-ft. long sections)
<b>SPECIMEN WIDTH</b>	24 in.
<b>THICKNESS</b>	0.041 in.
<b>TOTAL WEIGHT</b>	111 lbs. (sample + substrate)
<b>SIDE TO FLAME</b>	Solid gray side to flame
<b>SUPPORT USED*</b>	The sample was adhered to substrate
<b>MOUNTING METHOD</b>	Standard
<b>ADHESIVE*</b>	3M Fastbond Contact Adhesive 30NF, Neutral
<b>COVERAGE RATE</b>	Approximately 7.0 grams/ft <sup>2</sup>
<b>SUBSTRATE*</b>	0.25-in. thick fiber cement board
<b>CEMENT BOARD</b>	0.25-in. thick fiber cement board was placed on top of the sample

\*From the client's material description and/or instructions

**Note:** Specimens were conditioned as per the requirements of Section 6.4 of ASTM E84-23.

## TEST REPORT FOR ABET USA INC.

Report No.: 105817233SAT-001

Date: May 29, 2024

### SECTION 8

#### TEST RESULTS

TEST RESULTS	
Test Date	May 28, 2024
Test Operator	Luis Canales
Flame Spread Index (FSI)	0
Smoke Developed Index (SDI)	15

TEST DATA	
FSI (unrounded)	0.0
SDI (unrounded)	12.9
FS * Time Area (Ft * Min)	0.0
Smoke Area (% * Min)	10.4
Total Fuel Burned (Cubic Ft.)	44.48
Max Flame Front Advance (Ft.)	0.0
Time to Max Flame Front (sec)	0
Max Temp At Exposed T/C (°F)	544
Time To Max Temp (sec)	593

TEST OBSERVATIONS	
Steady Ignition	0:22 Minutes: Seconds
Blistering	0:11 Minutes: Seconds
Flaking	0:18 Minutes: Seconds
Broke Open	6:07 Minutes: Seconds
After Flame	0:02 Minutes: Seconds
Observations After the Test:	
0 – 3 ft.	Consumed
3 – 14 ft.	Charred/Blistered
14 – 24 ft.	Discolored

## TEST REPORT FOR ABET USA INC.

Report No.: 105817233SAT-001

Date: May 29, 2024

### SECTION 8 (Continued)

#### TEST RESULTS

#### COMMENTARY ON CLASSIFICATION

Neither ASTM E84 nor UL 723 include classification criteria for the results obtained from testing. The International Building Code® (IBC), NFPA 101: Life Safety Code® (NFPA 101), and NFPA 5000: Building Construction and Safety Code® (NFPA 5000) all describe a set of classification criteria required for interior wall and ceiling finish materials based on Flame Spread Index and Smoke Developed Index when tested in accordance with ASTM E84 or UL 723. The classification criteria for all three model codes is the same:

Class	Flame Spread Index	Smoke Developed Index
A	0-25	0-450
B	26-75	0-450
C	76-200	0-450

Note that classification under this scheme for interior wall and ceiling finishes does not strictly apply to all products or materials tested in accordance with ASTM E84 or UL 723 because not all products or materials are recommended or suitable for use as interior wall or ceiling finish materials in buildings, regardless of the surface burning characteristics. Consult with the product manufacturer and the local authority having jurisdiction (AHJ) regarding specific applications of a given product or material.

## TEST REPORT FOR ABET USA INC.

Report No.: 105817233SAT-001

Date: May 29, 2024

### SECTION 9 PHOTOGRAPHS



**Photo No. 1**  
**Exposed Surface of the Test Specimen (Pre-test)**



**Photo No. 2**  
**Unexposed Surface of the Test Specimen (Pre-test)**



## TEST REPORT FOR ABET USA INC.


Report No.: 105817233SAT-001

Date: May 29, 2024

### SECTION 9 (Continued) PHOTOGRAPHS



**Photo No. 3**  
**Unexposed Surface of the Test Specimen (Post-test)**



**Photo No. 4**  
**Exposed Surface of the Test Specimen (Post-test)**

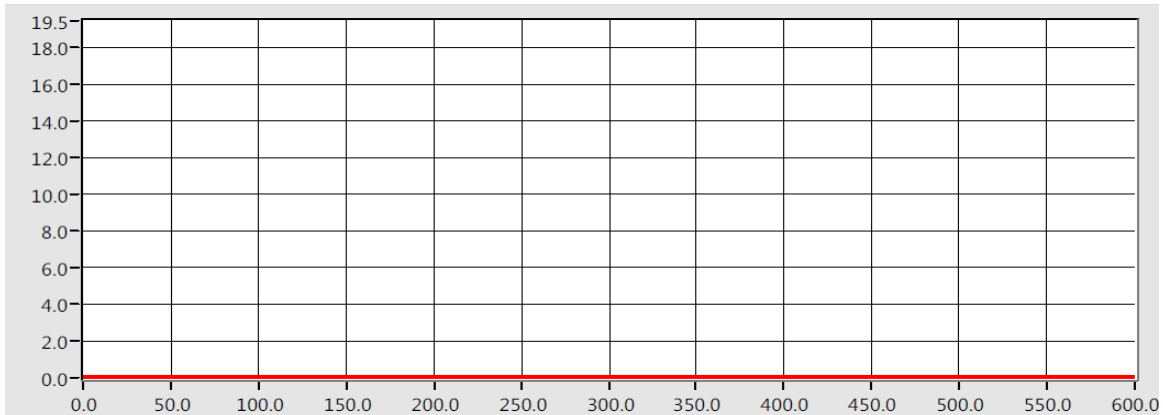
## TEST REPORT FOR ABET USA INC.

Report No.: 105817233SAT-001

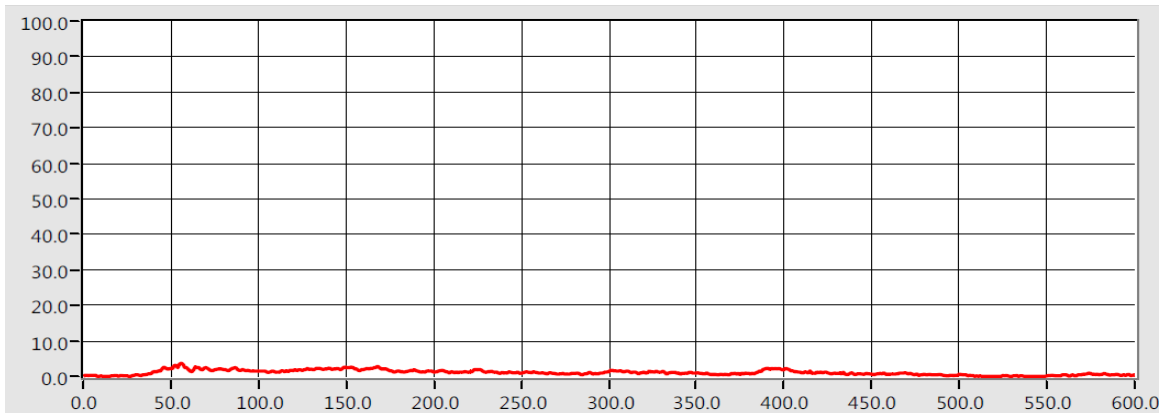
Date: May 29, 2024

### SECTION 10

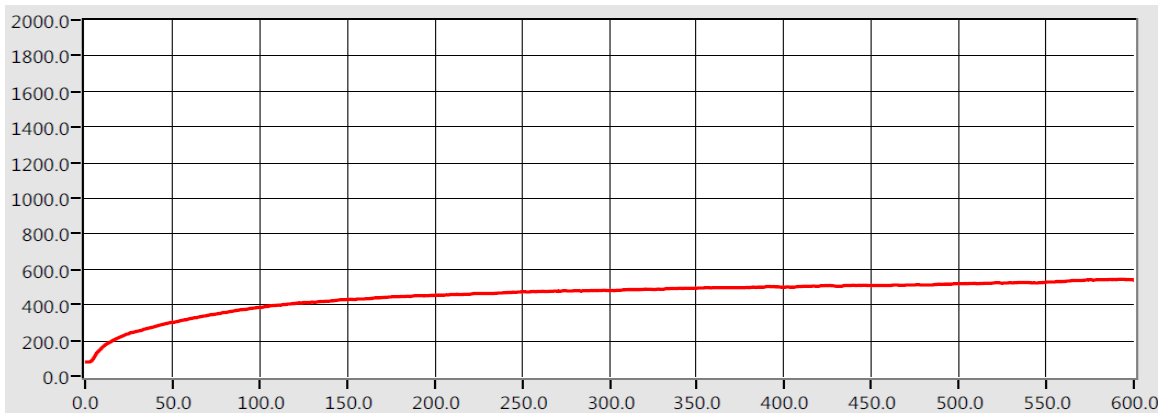
#### GRAPHS



Graph No. 1 - Flame Spread Distance (ft) Versus Time (sec)



Graph No. 2 - Light Obscuration (%) Versus Time (sec)



Graph No. 3 - Tunnel Air Temperature (F) Versus Time (sec)



Total Quality. Assured.

16015 Shady Falls  
Elmendorf, Texas 78112

Telephone: 210-635-8100  
Facsimile: 210-635-8101  
[www.intertek.com/building](http://www.intertek.com/building)

**TEST REPORT FOR ABET USA INC.**

Report No.: 105817233SAT-001

Date: May 29, 2024

**SECTION 11**

**REVISION LOG**

REVISION #	DATE	PAGES	REVISION
0	May 29, 2024	N/A	Original Report Issue