

PRODUCT DESCRIPTION




MEG Quick Ship Program (QSP) Exposed Fastener (EF) Overview

Solid phenolic core panels and exposed fastener system for use as **open joint** exterior cladding in a ventilated facade system. Panels attach to a one inch sub-framing system with exposed fasteners. MEG QSP Architectural Panels are required to have **unobstructed air flow** behind the panels system.

Material Composition

MEG QSP is manufactured with a core of phenolic resin impregnated kraft paper and a decorative pattern. These layers are compressed at high pressure and temperature creating a highly durable, non-porous panel. The panel is further safeguarded by a UV-protective layer and a clear peel coat for shipping and handling.



The exposed panel edges and the horizontal reveals — between the panels — are the natural core of the phenolic panel. As the natural core ages it will develop a patina, turning from dark grey to light grey.

Phenolic Benefits:

- **Solid core phenolic panels** are strong, highly durable, and impervious to moisture and bacteria.
- **Non-porous surface** is easy to clean and graffiti resistant.
- **UV protective layer** filters 99% of damaging UV rays.
- **Suited** for all construction types and climates.
- **Fabricate** in the field or factory.
- **Class B** fire ratings.

Phenolic Benefits (Continued):

- **Optional Forest Stewardship Council® (FSC®)** certification (FSC C115183)
- **Made in America.**

Exposed Fastening System Benefits:

- **Economical and flexible** fastening system.
- Use for **all panel sizes.**
- **Color matching** or **accent fasteners** add design disguise or accent.
- **Flexible fabrication** either on the job site or in factory.
- **Easily adjusts** around windows and other building variations.

Fabrication

Panels can be both field and factory fabricated.

Panel Sizes x 96”L

Thickness	Panel Size Before Fabrication	Weight	Weight/Sq.Ft.
5/16”	48” x 96”	72 lbs	2.25 lb/sq.ft.
3/8”	48” x 96”	86 lbs	2.69 lb/sq.ft.
1/2”	48” x 96”	115 lbs	3.59 lb/sq.ft.

Construction Types

MEG QSP panels can be used in all construction types:

- Commercial
- Hospitality
- Mixed-use
- Municipal
- Multi-family
- Healthcare
- Institutional

DESIGN OFFERING

Over 30 colors are available in wood grains, abstract, and solids. View complete Design Offering and order samples at na.abetlaminati.com

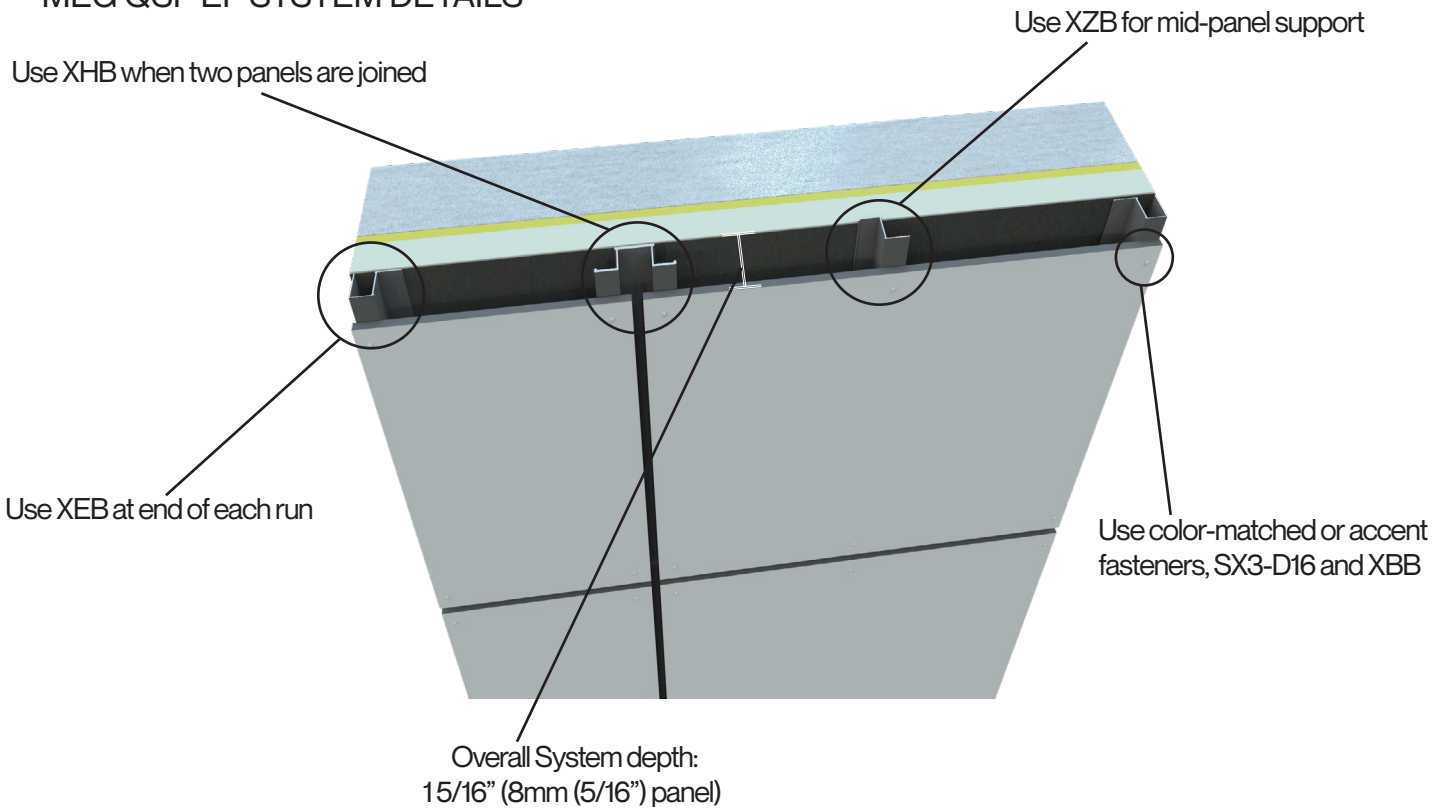
TECHNICAL AND ENVIRONMENTAL

Approvals:

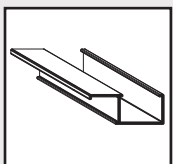
- ASTM E-84 Class B rating
- NEMA Test Results
- ASTM D-790: Flexural Strength, Flexural Modulus
- ASTM D-638 Tensile Modulus

Visit na.abetlaminati.com for in-depth testing and report documents.

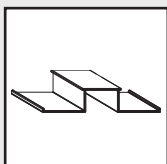
MEG QSP EF SYSTEM DETAILS



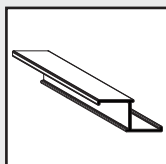
PARTS OVERVIEW



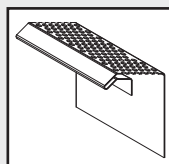
XEB
Vertical Termination Edge Closure



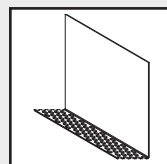
XHB
Vertical Hat Channel



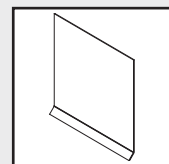
XZB
Vertical Z Channel



XB01
Top Ventilated Closure



XB02
Perforated Sill Flashing



XB03
Horizontal Joint Flashing



SX3-D16
Fastener



XBB
Centering Grommet

INSTALLATION


- Panels must be supported by the maximum surface area of sub-frame element
- Minimum of 3 supports, vertically and horizontally are required except for panels under 20"
- Maximum horizontal or vertical distance between fasteners is 24"
- Distance from the edge of the panel to centerline of the fastener must be 1-2"
- The actual number of fastening points and distance between supports must be verified by a building professional based on wind local as per load building code

Visit na.abetlaminati.com for comprehensive installation instructions and details.

Details

View complete detail package at us.abetlaminati.com. Packet includes terminations, soffit and fascia

Panel-to-Panel Joints



Maintain a minimum distance of 3/8" between panels to accommodate hygrothermal movement of the panels.

Storage and Handling

Panels have a peel coat to protect the surface during transportation and fabrication. The peel coat is not intended for long term storage. It is the responsibility of the installing contractor to remove the peel coat on all panels after installation. Follow storage and handling instructions as outlined on na.abetlaminati.com.

Cleaning

When cleaning MEG QSP Architectural Panels, use a progressive approach starting with the gentlest cleaning method. It is best to use the least amount of cleaning agents and do not scrub to remove debris. Follow cleaning methods as outlined on na.abetlaminati.com.

Repair

There is no approved method to repair panels. Damaged panels must be replaced. Contact MEG QSP Customer Service for additional information, 262-567-4427.

Limitations

MEG QSP Architectural Panels are designed to be installed on a continuous substructure. Panels are not to be installed such that they span areas where there is a discontinuity in the substructure, such as vertical or horizontal expansion joints. It is the responsibility of the project designer to ensure that panels do not span these substructure discontinuities.

MANUFACTURING LOCATION

Wisconsin, USA

AVAILABILITY

Available in the United States and Canada.

WARRANTY

Standard 10 year warranty is available.