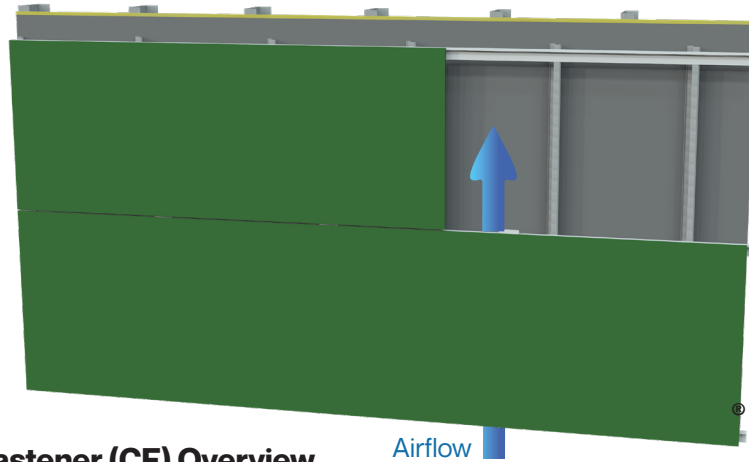


PRODUCT DESCRIPTION




MEG QSP Concealed Fastener (CF) Overview

Solid phenolic core panels and concealed fastener system for use as **open joint** exterior cladding in a ventilated facade system. Panels attach to a one inch sub-framing system with concealed fasteners. MEG QSP Architectural Panels are required to have **unobstructed air flow** behind the panels system.

Material Composition

MEG QSP is manufactured with a core of phenolic resin impregnated kraft paper and a decorative pattern. These layers are compressed at high pressure and temperature creating a highly durable, non-porous panel. The panel is further safeguarded by a UV-protective layer and a clear peel coat for shipping and handling.



The exposed panel edges and the horizontal reveals — between the panels—are the natural core of the phenolic panel. As the natural core ages it will develop a patina, turning from dark grey to light grey.

Phenolic Benefits:

- **Solid core phenolic panels** are strong, highly durable, and impervious to moisture and bacteria.
- **Non-porous surface** is easy to clean and graffiti resistant.
- **UV protective layer** filters 99% of damaging UV rays.
- **Suited** for all construction types and climates.
- **Fabricate** in the field or factory.
- **Class B** fire ratings.

Phenolic Benefit (Continued):

- **Optional Forest Stewardship Council® (FSC®)** certification (FSC C115183)
- **Made in America.**

Concealed Fastening System Benefits:

- **Showcase the clean look and beauty of the panel** by hiding fixing points on the back.
- **No complicated undercuts** or expensive fastenings to retain mounting brackets.
- **Ideal for larger panels installed on continuous walls.**
- Use for all panel sizes.

Fabrication

Panels can be both field and factory fabricated.

Panel Sizes x 96”L

Thickness	Panel Size Before Fabrication	Weight	Weight/Sq.Ft.
3/8”	48” x 96”	86 lbs	2.69 lb/sq.ft.
1/2”	48” x 96”	115 lbs	3.59 lb/sq.ft.

Construction Types

MEG QSP panels can be used in all construction types:

- Commercial
- Hospitality
- Mixed-use
- Municipal
- Multi-family
- Healthcare
- Institutional

DESIGN OFFERING

Over 32 colors are available in wood grains, abstract, and solids. View complete Design Offering and order samples at na.abetlaminati.com.

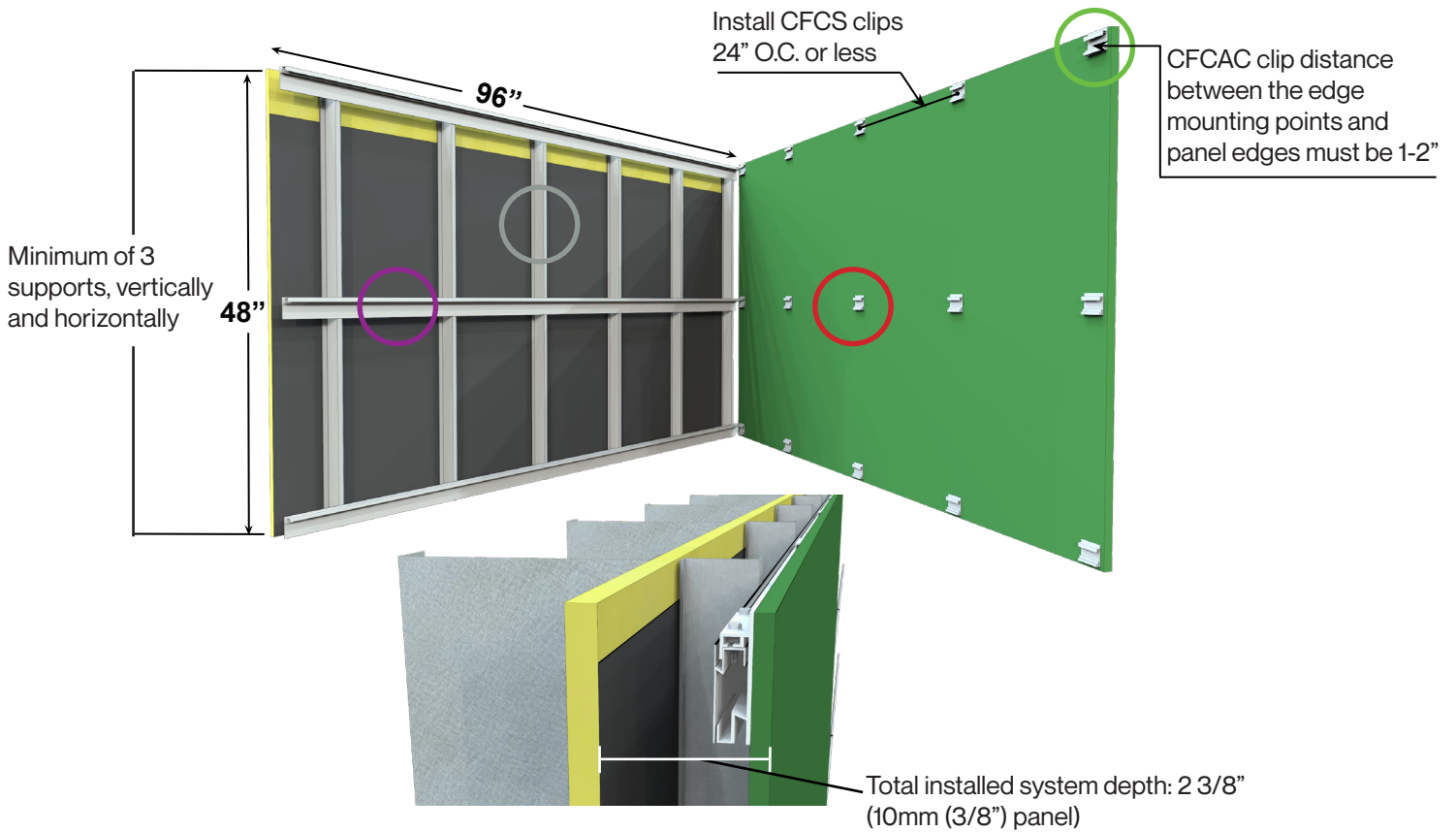
TECHNICAL AND ENVIRONMENTAL

Approvals:

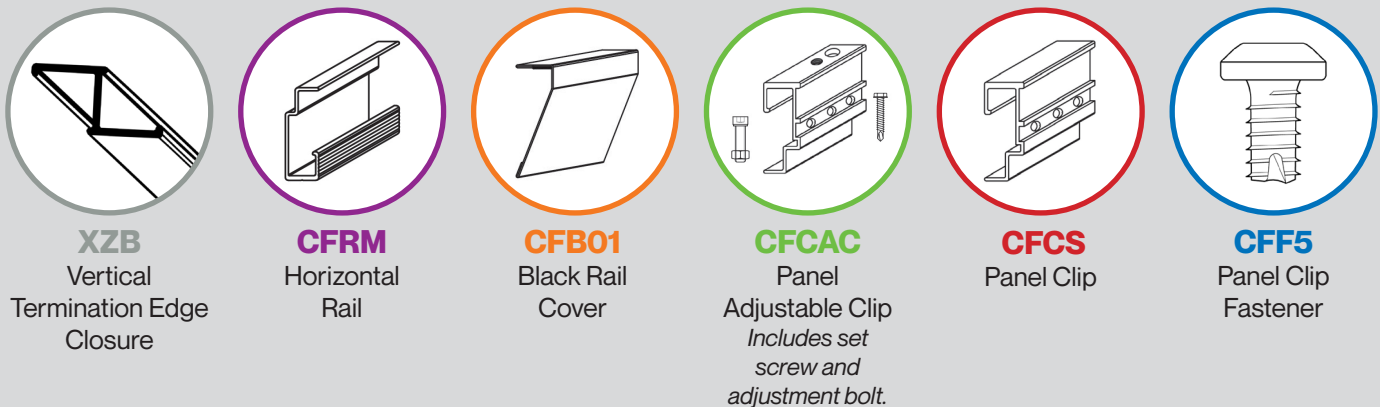
- ASTM E-84 B rating
- NEMA Test Results
- ASTM D-790: Flexural Strength, Flexural Modulus
- ASTM D-638 Tensile Modulus

Visit na.abetlaminati.com for in-depth testing and report documents.

MEG QSP CF SYSTEM DETAILS



PARTS OVERVIEW




INSTALLATION

- Minimum of 3 supports, vertically and horizontally are required except for panels under 20". See installation instructions for exceptions, available at Stonewoodpanels.com
 - Horizontal guide rails must be installed with a maximum coplanar deviation of 1/4" per 20'
 - Maximum horizontal or vertical distance between concealed clips is 24"
 - See CF parts catalog for edge placements
 - The actual number of fastening points and distance between supports must be verified by a building professional based on wind load as per local building code
- Visit us.abetlaminati.com for comprehensive installation instructions and details.

Details

View complete detail package at us.abetlaminati.com. Packet includes terminations, soffit and fascia transitions.

Panel-to-Panel



Maintain a minimum distance of 3/8" between panels to accommodate hygrothermal movement of the panels.

Storage and Handling

Panels have a peel coat to protect the surface during transportation and fabrication. The peel coat is not intended for long term storage. It is the responsibility of the installing contractor to remove the peel coat on all panels after installation. Follow storage and handling instructions as outlined on na.abetlaminati.com.

Cleaning

When cleaning MEG QSP Architectural Panels, use a progressive approach starting with the gentlest cleaning method. It is best to use the least amount of cleaning agents and do not scrub to remove debris. Follow cleaning methods as outlined on na.abetlaminati.com.

Repair

There is no approved method to repair panels. Damaged panels must be replaced. Contact MEG QSP Customer Service for additional information, 262-567-4427.

Limitations

MEG QSP Architectural Panels are designed to be installed on a continuous substructure. Panels are not to be installed such that they span areas where there is a discontinuity in the substructure, such as vertical or horizontal expansion joints. It is the responsibility of the project designer to ensure that panels do not span these substructure discontinuities.

MANUFACTURING LOCATION

Wisconsin, USA

AVAILABILITY

Available in the United States and Canada.

WARRANTY

Standard 10 year warranty is available.