
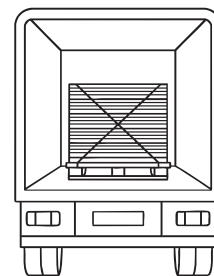


General recommendations for transport, storage and use of Abet Laminati materials

Transport


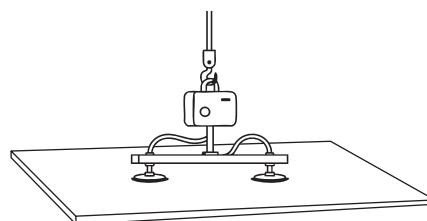
- Always transport the panels on flat, stable pallets and secure the panels so that they do not slip.
- Make sure that the panels do not slide over each other during loading and unloading operations. Lift them by hand or, if compact, by means of a suction cup hoisting device.
- Dirt, foreign bodies and sharp edges rubbing against the surfaces can cause damage.



Storage


Material that is stored in the wrong position may be deformed, even permanently.

- Store the panels in a closed place where normal climatic conditions are guaranteed (temperature between 10° and 30° C and 40 - 65 % RH).
- Stack the panels on top of each other on a horizontal flat base: never stand the panels on edge.
- Cover the uppermost panels with a slab or sheet of polythene and/or cardboard in case of composite panels.



Conditioning and use

- Before machining, the panels should be treated in the conditioning bay for at least 10 days.
- For compact laminates, machining operations (i.e. cutting, drilling, routing, etc.) should be done on the back (not at sight) side of the panel, in order to avoid using the most at risk side as a surface.
- The protective film, if applied, must be removed simultaneously from both sides.



For further instructions, please refer to the brochure and the specific informative sheets.